

Research Article

Budesonide – Oral Galenic Formulations for Crohn Disease

Luisetto M^{1*}, Mashori GR², Cабianca L³ and Latyshev OYU⁴

¹Independent Researcher Applied Pharmacologist, Hospital Pharmacist Manager, Marijnskaya, PC Area 29121, Italy

²Professor, Department of Medical & Health Sciences for Woman, Peoples University of Medical and Health Sciences for Women, Pakistan

³Medical Laboratory, Turin, City of health, Italy

⁴IMA President, Italy

More Information

***Address for correspondence:** Luisetto M, Independent Researcher Applied Pharmacologist, Hospital Pharmacist Manager, Marijnskaya, PC Area 29121, Italy, Email: maurolu65@gmail.com

Submitted: October 04, 2024

Approved: October 10, 2024

Published: October 11, 2024

How to cite this article: Luisetto M, Mashori GR, Cабianca L, Latyshev OYU. Budesonide – Ora Galenic Formulations for Crohn Disease. Ann Clin Gastroenterol Hepatol. 2024; 8(1): 028-033.

Available from:

<https://dx.doi.org/10.29328/journal.acgh.1001048>

Copyright license: © 2024 Luisetto M, et al. This is an open access article distributed under the Creative Commons Attribution License, which permits unrestricted use, distribution, and reproduction in any medium, provided the original work is properly cited.

Keywords: Budesonide; Crohn's disease; Pediatric; Delay release; Capsules acid resistance filled with HPMC; Metolose; Methocel; Oral suspension; Ready for use vehicle; 3D printing



Abstract

The aim of this work is to verify the pharmaceutical form in the galenic field of oral Budesonide compounded used in Crohn's disease: capsules delay release or oral suspension. In particular ways the kinds of excipients or bases-vehicle used in the galenic pharmacy practice. The therapeutic need for Crohn's disease requires a release of the API in delayed-release DR. The Budesonide molecule shows low systemic impacts due to its hepatic metabolism vs. a topical effect useful in this pathology. In this work, the oral pharmaceutical forms are analyzed: modified-release capsules and oral suspension with specific advantages for each one. Some formulations provided by various pharmacies are reported in this work as well as new technology like the 3D-PRINTING systems for colonic targeting tablets.

Introduction

Crohn's disease can affect both children and adults: as reported by Kelsen and Baldassano in 2008, "Inflammatory Bowel Disease (IBD) is a group of diseases that include Crohn's disease and ulcerative colitis. Presenting symptoms and therapeutic options are similar in adult and pediatric patients. But there are significant differences in the 2 populations that require separate approaches to treatment and management of the disease in children. IBD is now being recognized with increased frequency in both adults and in children of all ages" [1].

The related pathology characteristics as reported by Feuerstein and Cheifetz is that "Crohn's disease is a chronic idiopathic inflammatory bowel disease IBD condition characterized by skip lesions and transmural inflammation that can affect the entire gastrointestinal tract from the mouth to the anus." [2] (Figures 1,2).

The related epidemiology and incidence as addressed by von Allmen in 2018 is that "the incidence of Crohn's disease CD in the pediatric population is increasing. While pediatric patients with Crohn's disease exhibit many of the characteristics of older patients, there are important differences in the clinical presentation and course of disease that can impact the clinical decisions made during treatment.

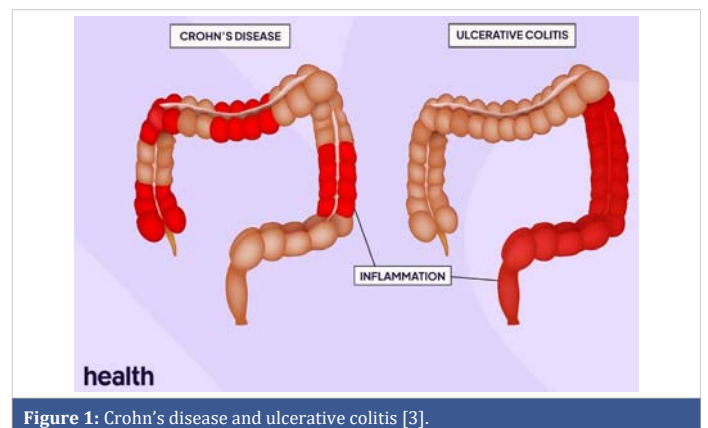


Figure 1: Crohn's disease and ulcerative colitis [3].

The majority of children are diagnosed in the early teen years, but subgroups of very early onset and infantile Crohn's present much earlier and have a unique clinical course" [5].

Between the various therapeutic options before the introduction of biological drugs, a review by Kumar, et al. stated that "Truelove and Witts first demonstrated the efficacy of corticosteroid treatment in acute severe UC in 1955. Corticosteroids, however, have numerous unwanted side effects, such as metabolic (steroid-induced diabetes, cushingoid appearance, and hepatic steatosis), central nervous system (psychosis, insomnia, and emotional disturbances), gastrointestinal GI (dyspepsia and peptic

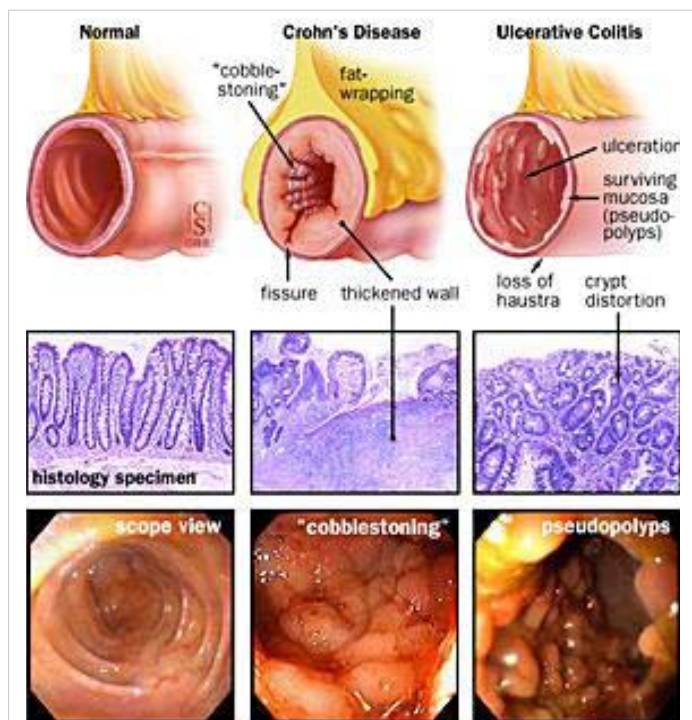


Figure 2: Crohn's disease pathology [4].

ulcer), musculoskeletal (osteonecrosis of the jaw and hip, osteoporosis, and growth failure), skin (easy bruising, skin thinning, weight gain, acne, hirsutism, striae, and purpura), and ocular effects (glaucoma and cataracts). Long-term use can also increase the risk of infection, lead to impaired wound healing, and can result in steroid dependence. In 1994, a newer glucocorticoid formulation, budesonide, was shown to have equal efficacy to prednisolone, 16 with a 15 times greater affinity for glucocorticoid receptors, such that 5 mg of budesonide is equivalent to 12 mg of prednisolone. Budesonide has an added advantage of a high first pass liver metabolism and rapid elimination, resulting in minimal systemic absorption and thereby reducing the risk of steroid-induced side effects." [6] (Figure 3).

Budesonide for Crohn's Disease

Gordon R. Greenberg, et al. in 1994 stated "Budesonide is a corticosteroid with high topical antiinflammatory activity but low systemic activity because of extensive hepatic metabolism" [7].

Regarding the formulation in use, it is possible to see on the Bayview Pharmacy website that "The Budesonide 2 mg/10 ml Oral Suspension OS is available in a liquid dosage form. This form allows for the ingredients to be dispersed uniformly throughout a liquid medium, providing a homogeneous mixture for administration. This makes it easy to take and measure the correct dose. It is crucial to take Budesonide exactly as prescribed by your doctor." [8] The chemical structure is shown in Figure 4.

Generally, the Budesonide dosage forms can be an oral capsule, extended-release (6 mg; 9 mg), oral delayed-release

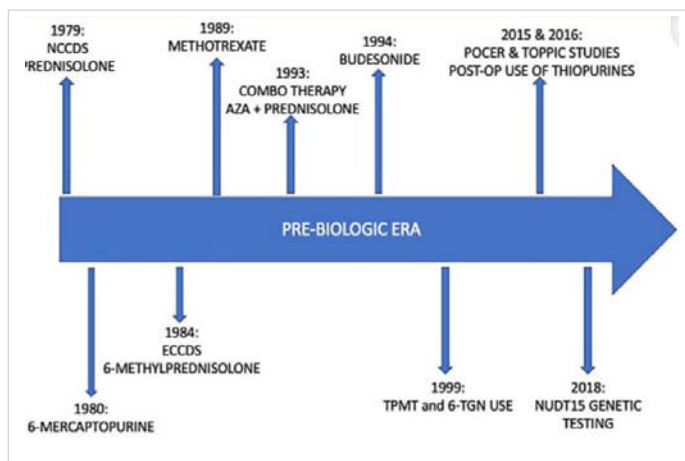


Figure 3: Drugs used in CD [6].

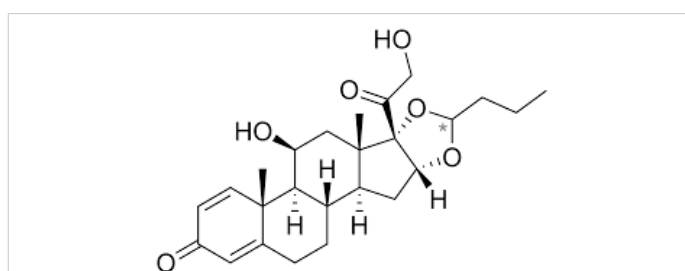


Figure 4: Budesonide - chemical structure formula.

capsule (3 mg; 4 mg), oral suspension (2 mg/10 mL), oral tablet, extended-release (9 mg) and so on.

The dosing as recommended by Mayo Clinic for Budesonide in Crohn's disease is as follows:

"For oral dosage form (delayed-release capsules):

For mild to moderate active Crohn's disease:

Adults-9 milligrams (mg) once a day in the morning for up to 8 weeks. Your doctor may adjust your dose as needed.

Children 8 to 17 years of age and weighing more than 25 kilograms (kg)—At first, 9 mg once a day in the morning for up to 8 weeks, followed by 6 mg once a day in the morning for 2 weeks.

Children younger than 8 years of age or weighing 25 kg or less—Use and dose must be determined by your doctor.

For prevention of symptoms of Crohn's disease from coming back:

Adults-6 milligrams (mg) once a day in the morning for up to 3 months. Your doctor may adjust your dose as needed.

Children-Use and dose must be determined by your doctor". [9]

Observing the Budesonide Te Arai 3 mg controlled-release capsules technical sheet, the List of excipients [10] mentions the following:

Capsule content

Sugar pellets (Maize starch & Sucrose)

Ethyl cellulose Dispersion Type B

Polysorbate 80

Methacrylic acid polymer type C

Triethyl citrate

Talc

Capsule shell

Black iron oxide E172

Red Iron Oxide E172

Titanium dioxide E171

Gelatin

In the 'Therapeutic benefits of budesonide in gastroenterology' by O'Donnell and O'Morain, "Budesonide is a synthetic steroid of the glucocorticoid family with a high topical anti-inflammatory activity. Enteric-coated EC formulations resist gastric-acid degradation, delivering active drug to the small intestine and proximal colon" [12].

In 'Colon-targeted delivery systems of budesonide as second-line therapy in inflammatory bowel disease', Hennig and Hennig mentioned that "To deliver BUD to the colon, the drug formulation should be formulated so that it prevents the release of the drug in the upper GIT and starts releasing the drug content as soon as it reaches the colon. Various approaches, including the modifying of pharmaceutical formulations using drug delivery systems DDS dependent on microbial degradation, time-dependent and pH-dependent, have been investigated separately or in combination with each other" [11] (Figure 5).

Material and methods

With an observational method, some relevant literature (from 1 to 10) is reported related to the topic of this work. Various figures (from 1 to 10) help better understand the concepts. An experimental project hypothesis is reported and finally, a global conclusion is submitted after analyzing all.

Results

From the literature and professional websites, the following is presented:

On the Bayview Pharmacy website for Budesonide 10 mg Slow Release Acid Resistant Capsules, "Budesonide 10 mg Slow Release Acid Resistant Capsules, formulated with Methocel E4M, are designed to gradually release the active

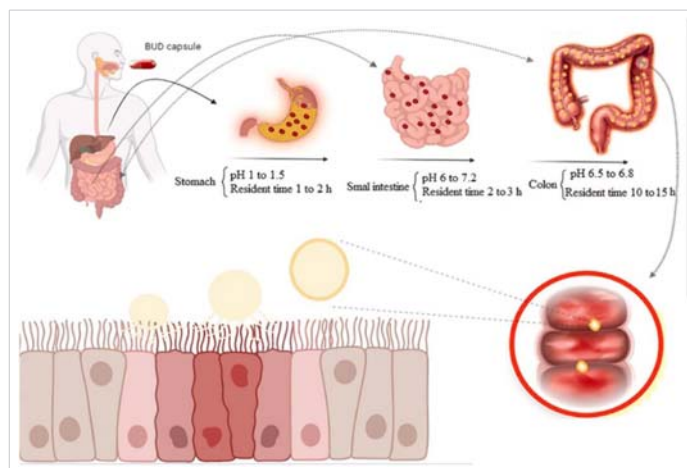


Figure 5: Budesonide cps, GI pH variation, and delivery [11].

ingredient over an extended period. This controlled-release mechanism offers sustained therapeutic effects, reduces dosing frequency, and improves patient compliance. These capsules are resistant to stomach acid and are used to treat conditions such as Asthma, Crohn's Disease, Ulcerative Colitis, Allergic Rhinitis, and Eosinophilic Esophagitis.

The acid-resistant AR feature of the capsules protects the medication from being degraded in the stomach, thereby enhancing absorption and improving the overall efficacy of the drug. This ensures that the medication is delivered to the site of inflammation in the body, providing relief from symptoms and reducing inflammation.

What is the purpose of the Methocel E4M in the formulation?

Methocel E4M is a type of controlled-release polymer. It is used in the formulation to ensure that the medication is released gradually over an extended period of time. This offers sustained therapeutic effects and reduces the frequency of dosing." [13].

From the Textbook of Pharmaceutical Excipients (Fifth edition), "synonyms Benecel MHPC; E464; hydroxypropyl methylcellulose; HPMC; Methocel; methylcellulose propylene glycol ether; methyl hydroxypropylcellulose; Metolose; TylopurIn oral products.

Hypromellose is primarily used as a tablet binder,(1) in film-coating,(2-7) and as a matrix for use in extended-release tablet formulations. (8-12) Concentrations between 2% and 5% w/w may be used as a binder in either wet- or dry-granulation processes. High-viscosity grades may be used to retard the release of drugs from a matrix at levels of 10% – 80% w/w in tablets and capsules" [14].

About the Budesonide CPS from a compounding pharmacy service in the USA, they provided that, "We put budesonide in an acid resistant capsule, then use a 40% blend of Hydroxypropyl Methylcellulose as a filler to help delay the release of budesonide."

According to Tadashi Yokoyama, et al. “Primary Assessments. The proportion of patients who achieved remission at week 8 was numerically higher in the budesonide group than in the mesalazine group (30.4 vs. 25.0%; $p = 0.526$; ...” as shown in Figure 6 [15].

Ashish Chopra, et al. state that, “Delayed-release budesonide (Entocort EC) is enteric coated and designed to deliver budesonide to the terminal ileum and proximal colon, where Crohn's disease is most common.” [16].

According to the study by Yi Hsuan Ou, et al. they state, “In this study work, we have demonstrated the ability to engineer 3D printed pill-in-pill (CORR3CT) tablets to target specific sites along the gastrointestinal tract, in particular the colon. The 3D printed tablets are also comparable to commercially available budesonide oral.” [17].

Rita Cortesi, et al. mentioned that “Eudragit®RS microparticles showed a better protection of the drug from gastric acidity than those of Eudragit®RS/Eudragit®RL allowing us to propose Eudragit®RS micro-particles as a hypothetical system of colon specific controlled delivery.” [18].

It was stated in a study by Iborra M, et al. that “Budesonide is available in three oral dose forms: a controlled ileal release form, a pH-dependent release formulation, and a MMX formulation.

Both controlled ileal and pH-dependent release use enteric coated (Eudragit®, Evonik Industries) pellets and have been approved for treating CD located in the terminal ileum and/or ascending colon. The controlled ileal release form (Entocort®, AstraZeneca, ; Entocir®, Sofar SpA) contains L 100-55 Eudragit® granules, which are resistant to gastric acid degradation and dissolve at pH values above 5.5. A pH-dependent release formulation (Budenofalk®, Dr. Falk Pharma) is an enteric coated locally acting glucocorticoid preparation whose pH- and time-dependent coating enables



Figure 6: Rates of remission (Crohn's Disease Activity Index [CDAI] score ≤ 150) and clinical improvement (CDAI score ≤ 150 or CDAI score decrease from baseline ≥ 100) at week 8 of the treatment phase. q.d., once daily; t.i.d., three times daily [15].

its release into the ileum and ascending colon. This oral formulation consists of a capsule containing L, S, LS, and RS Eudragit® granules that dissolve at pH values above.

A new controlled release system, Budesonide MMX® (Cosmo Pharmaceuticals SpA, Lainate, Italy), has recently been developed and researched. MMX technology comprises hydrophilic and lipophilic excipients, both of which are enclosed within a gastroresistant and pH-dependent coating” [19].

According to Jennifer Dressman, et al. “Prolonged (extended) release of budesonide is ensured by embedding the drug in a multimatrix (MMX) formulation” [20] (Figures 7- 9).

Fouad S. Moghrabi, et al. stated that “To date, several enteric, ready-to-fill capsules are commercially available, which claim to prevent gastric drug release. These include: Bio-VXR® (BioCaps) with an undisclosed formulation of vegetable capsules, DRcap™ (Lonza Capsules and Health Ingredients) nutraceutical capsules composed of HPMC and gellan, designed to swell and delay disintegration, enTrinsic™ drug delivery capsules (Lonza) composed of Cellulose Acetate Phthalate (CAP) and Vcaps® Enteric capsules (Lonza) composed of HPMC, HPMC-AS polymers and gellan gum as the gelling agent. In 2021, EUDRACAP™ (Evonik, Darmstadt) HPMC capsules coated with methacrylic acid copolymers that can easily be opened and closed were launched.” [22].

To be observed in nutraceutical setting also, in the technical information of Extended Release of Vitamin C Matrix Tablets with TYLOPUR Xtend Nutra®, “WLOPUR Xtend Nutra@ is an excellent choice as a highly compressible, hydrophilic matrix agent for nutraceutical and nutritional tablet applications. Straight forward and easy direct compression formulation of extended release hydrophilic matrix tablets of natural active compounds (Vitamin C used here as an example) using TYLOPUR Xtend Nutra@ is cost effective. The results show that TYLOPUR Xtend Nutra@ regulates the release of Vitamin C in a controlled manner, slowing it significantly depending on the amount used”. [23] (Figure 10).

Experimental project hypothesis

To verify the efficiency of the use of AR CPS filled with API mixed in Methocel E4M (40%) is needed.

To test the level of the API after 1-2 h in an acidic environment with a pH similar to gastric fluids and after a buffered medium-like intestinal pH.

If the system tested really protects the gastro sensible API the matrix methods can be used for this scope.

Discussion

Budesonide is currently used in the therapy of Crohn's

Parameter	Nefecon	Budenofalk	Entocort	Cortiment
Enteric coating material and component	Eudragit L and S on capsule shell	Eudragit L and S on beads	Eudragit L55 on beads	Eudragit L55 and S on tablet
Nominal pH of enteric coating	Proprietary information ^a	pH 6.4 (RMS Assessment Report)	pH 5.5 (FDA)	pH 7 (FDA)
Capsule material	HPMC	Gelatin	Gelatin	N/A
Sustained-release component	Ethylcellulose-based coating on beads	Eudragit RS	Ethylcellulose	MMX (stearic acid/HPC matrix)

^aNominal pH is between that of Entocort and Budenofalk (written communication, Calliditas Therapeutics).
 RMS: Regulatory Management System of the Medicines and Healthcare Products Regulatory Agency (MHRA), UK; HPMC: hydroxypropyl methylcellulose; MMX: multimatrix formulation; HPC: hydroxypropylcellulose.

Figure 7: Pharmaceutical characteristics of DR Budesonide Oral formulations [20].

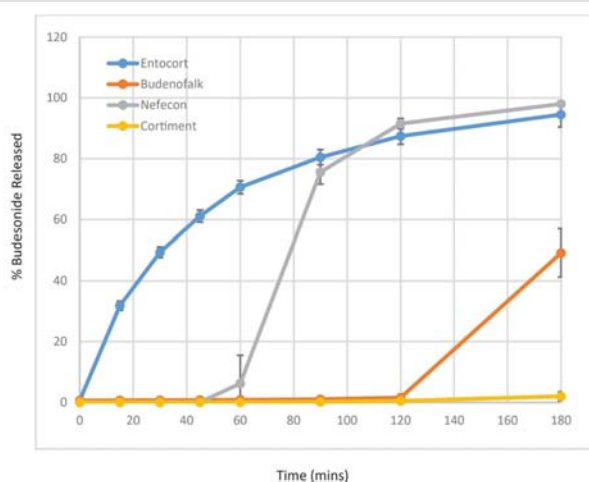


Figure 8: Comparative Dissolution of Budesonide from Four Commercially Available Products for Oral Administration [20].

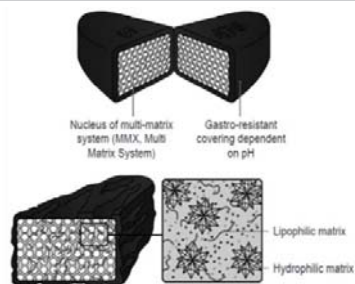


Figure 9: Matrix MMX system [21].

Results

The formulation F1 composed of 600 mg of Vitamin C and no addition of TYLOPUR Xtend Nutra® shows immediate release of complete amount of Vitamin C (600 mg) within less than 1 hour of the duration of dissolution test (Figure 1, blue line). Addition of TYLOPUR Xtend Nutra® 15T into the formulation slows down the release of Vitamin C significantly reaching its 100% after ca. 9 hours with 10% TYLOPUR Xtend Nutra® 15T used (Figure 2, red line). The release of Vitamin C with 20% TYLOPUR Xtend Nutra® 15T suppressed the release even stronger with 57% released after 12 hours (Figure 2, yellow line).

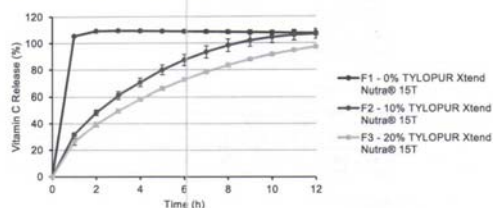


Figure 2: Dissolution tests of hydrophilic matrix tablet of Vitamin C prepared using F1, F2 and F3 over 12 hours, n = 6. These results indicate necessity of using the extended release technology for highly soluble active compounds, whose excess cannot be stored in human body and can cause side effects, like in case of Vitamin C overdose digestive system irritation, diarrhea, and nausea!! Such a small amount as 10% of TYLOPUR Xtend Nutra® 15T can suppress the release of Vitamin C by 50% within first 2 hours of dissolution testing (Figure 2).

Figure 10: Dissolution test of hydrophilic matrix tablet of vit. C prepared using various formulations [23].

disease or other inflammatory conditions. This kind of condition shows low systemic toxicity and good topical efficacy: this is due to extensive liver metabolism. Various strategies are used by the producers to provide a delayed release to protect from gastric fluids degradation: kind of capsules, enteric coating of the capsules, matrix systems (ex hydroxypropylcellulose based). In current therapy, there are various formulations available: from capsules slow-delay release – acid resistance or also in oral suspension. Interestingly, the cps AR filled with the API in Methocel E4M (about 40%) a controlled-release polymer is used by some pharmacies. The limitation of this work is related to the need to test in the laboratory the goodness of the method that uses AR CPS filled with Budesonide in a mix of excipients (about 40% methocel) related to the efficacy API release into the intestine. It is needed to verify this with future studies even if some compounding centres use this method.

Conclusion

It is fundamental for the therapy of Crohn’s disease with BUDESONIDE to use a delayed-release oral pharmaceutical form in order to protect from the gastric acid pH. (Generally, the registered drugs are gastroresistance pellets inside normal capsules). Various formulations are used, of interest is the use of AR CPS filled with Methocel 40% to delay the release of the API in the intestinal setting and the oral suspension (as a versatile pharmaceutical form).

References

- Kelsen J, Baldassano R N. Inflammatory bowel disease: the difference between children and adults. *Inflamm Bowel Dis.* 2008;14(suppl_2): S9-11. Available from: <https://doi.org/10.1002/ibd.20560>
- Feuerstein JD, Cheifetz AS. Crohn disease: epidemiology, diagnosis, and management. *Mayo Clin Proc.* 2017;92(7):1088-1103. Available from: <https://doi.org/10.1016/j.mayocp.2017.04.010>
- Brandi Jones M-E, Rekhi S. What’s the difference between Crohn’s disease and ulcerative colitis? *Health.* 2024 Feb 7. Available from: <https://www.health.com/crohns-disease-vs-ulcerative-colitis-8405457>
- Crohn’s Disease. *Johns Hopkins Medicine.* 2022 Apr 19. Available from: <https://www.hopkinsmedicine.org/health/conditions-and-diseases/crohns-disease>
- von Allmen D. Pediatric Crohn’s disease. *Pediatr Congenit Colorectal Dis Adult Patient.* 2018;31(2):80-88. Available from: <https://doi.org/10.1055/s-0037-1609022>

6. Kumar A, Cole A, Segal J, Smith P, Limdi JK. A review of the therapeutic management of Crohn's disease. *Ther Adv Gastroenterol.* 2022;15:17562848221078456. Available from: <https://doi.org/10.1177/17562848221078456>
7. Greenberg G R, Feagan B G, Martin F, Sutherland L R, Thomson A, Williams C N, et al. Oral budesonide for active Crohn's disease. *N Engl J Med.* 1994;331(13):836-841. Available from: <https://doi.org/10.1056/nejm199409293311303>
8. Budesonide 2 mg/10 ml Oral Suspension | Formulas | Bayview Pharmacy. Available from: <https://www.bayviewrx.com/formulas/Budesonide-2-mg-10-ml-Oral-Suspension-Asthma-Allergic-Rhinitis-Crohn-s-Disease-Ulcerative-Colitis-Eosinophilic-Esophagitis>
9. Budesonide (oral route). Mayo Clinic. 2024 Oct 1. Available from: <https://www.mayoclinic.org/drugs-supplements/budesonide-oral-route/description/drg-20073233>
10. Budesonide Te Arai. Budesonide Te Arai Data Sheet v 3.0 July 2023. Available from: <https://www.medsafe.govt.nz/profs/datasheet/b/BudesonideTeAraicap.pdf>
11. Hennig M, Hennig M. Colon-targeted delivery systems of budesonide as second-line therapy in inflammatory bowel disease. *Pharma Excipients.* 2024 Feb 25. Available from: <https://www.pharmaexcipients.com/news/budesonide-second-line/>
12. O'Donnell S, O'Morain CA. Therapeutic benefits of budesonide in gastroenterology. *Ther Adv Chronic Dis.* 2010;1(4):177-186. Available from: <https://doi.org/10.1177/2040622310379293>
13. Budesonide 10 mg Slow Release Acid Resistant Capsules | Formulas | Bayview Pharmacy. Available from: <https://www.bayviewrx.com/formulas/Budesonide-10-mg-Slow-Release-Acid-Resistant-Capsules-Asthma-Crohn-s-Disease-Ulcerative-Colitis-Allergic-Rhinitis-Eosinophilic-Esophagitis>
14. Rowe RC, Sheskey PJ, Owen SC. *Handbook of Pharmaceutical Excipients.* 5th ed. Pharmaceutical Press; 2006;918. https://books.google.co.in/books/about/Handbook_of_Pharmaceutical_Excipients.html?id=BGJqAAAAMAAJ
15. Yokoyama T, Ohta A, Motoya S, Takazoe M, Yajima T, Date M, et al. Efficacy and safety of oral budesonide in patients with active Crohn's disease in Japan: a multicenter, double-blind, randomized, parallel-group phase 3 study. *Inflamm Intest Dis.* 2018;2(3):154-162. Available from: <https://doi.org/10.1159/000484047>
16. Chopra A, Pardi DS, Loftus EV, Tremaine WJ, Egan LJ, Faubion WA, et al. Budesonide in the treatment of inflammatory bowel disease: the first year of experience in clinical practice. *Inflamm Bowel Dis.* 2006;12(1):29-32. Available from: <https://doi.org/10.1097/01.mib.0000192323.82426.83>
17. Ou YH, Goh WJ, Lim SH. Form & formulation approaches for COnTrollable Release in 3D printed Colonic Targeting (CORR3CT) budesonide tablet. *Int J Pharm.* 2023;635:122680. Available from: <https://doi.org/10.1016/j.ijpharm.2023.122680>
18. Cortesi R, Ravani L, Menegatti E, Esposito E, Ronconi F. Eudragit® microparticles for the release of budesonide: a comparative study. *Indian J Pharm Sci.* 2012;74(5):415-421. Available from: <https://doi.org/10.4103/0250-474x.108416>
19. Iborra M, Álvarez-Sotomayor D, Nos P. Long-term safety and efficacy of budesonide in the treatment of ulcerative colitis. *Clin Exp Gastroenterol.* 2014;39-46. Available from: <https://doi.org/10.2147/ceg.s34715>
20. Dressman J. Comparative dissolution of Budesonide from four commercially available products for oral administration: implications for interchangeability. *Dissol Technol.* 2023;30:224-229. Available from: https://dissolutiontech.com/issues/202311/DT202311_A02.pdf
21. Management. MMXTM technology and its applications in gastrointestinal diseases - Tasnim Pharmaceutical Company. Tasnim Pharmaceutical Company. 2023 Jul 19. Available from: <https://tasnimpharma.com/mmx-technology/>
22. Moghrabi FS, Fadda HM. Drug physicochemical properties and capsule fill determine extent of premature gastric release from enteric capsules. *Pharmaceutics.* 2022;14(11):2505. Available from: <https://doi.org/10.3390/pharmaceutics14112505>
23. Shin-Etsu technical information - SE Tylose. Extended Release of Vitamin C Matrix Tablets with TYLOPUR Xtend Nutra®. Available from: <https://www.setylose.com/en/knowledge-base/healthcare/technical-information#tylopur-xtend-nutra-10231>